

## **Models T-7H**

### Shrink Tunnel

Simple, Reliable, and Hard-Working for Superior Packages Every Time



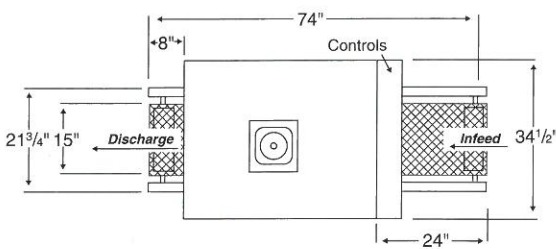
- **Virtually Maintenance-Free**—Thanks to straightforward, dependable design.
- **Easy to Use**—Set temperature, conveyor speed, velocity, and go!
- **Flexible**—Adjustable top air jet velocity ensures superior shrinks of unusual product.
- **Durable**—Features heavy-duty conveyor, stainless steel mesh belt, and variable speed DC drive.
- **Two-Year Warranty**—A hallmark of our continued assurance of quality.

Simple, reliable, and hard-working...that's the Shanklin high-performance line of proven shrink tunnels. Contact your Shanklin distributor to find out more.

## A Tireless Worker You Can Rely On

The Shanklin Model T-7H Shrink Tunnel gives you the heavy-duty, continuous service your packaging production demands. Loaded with features and accessories, the highlight of the T-7H is a higher tunnel opening designed to easily accommodate those medium- to high-profile packages that can pose frustrating wrapping challenges. Easy access front-mounted control box comes standard on the T-7H, in left- or right-hand options.

## T-7H Plan Views



## The Perfect Partner

Partner your T-7H Shanklin Shrink Tunnel with a Shanklin F-1 Form-Fill-Seal Wrapper for a complete, dependable, quality shrink packaging solution.



## Shanklin Model T-7H Specifications

	Model T-7H
<b>Tunnel passage</b>	12" high x 22" wide x 42" long
<b>Overall dimensions</b>	Maximum 82" high x 34 1/2" wide x 74" long Optional 24" discharge, giving overall length of 90"
<b>Conveyor height</b>	28" minimum, 40" maximum
<b>Conveyor speeds</b>	Variable from 15 to 120 ft./min.
<b>Blower motor</b>	3/4 hp, single phase capacitor start
<b>Heaters</b>	Six finstrip (encased element)
<b>Power*</b>	230 volts, 57 amps, 1 phase, 13.1 KVA max. (6.6 KVA normal usage) 230 volts, 36 amps, 3 phase, 8.2 KVA max. (4.1 KVA normal usage)
<b>Temperature controller</b>	Precision indicating controller Calibrated 50° to 500° F
<b>Controls</b>	<ul style="list-style-type: none"> <li>• Main power fused disconnect</li> <li>• Independent top air velocity</li> <li>• Conveyor variable speed</li> <li>• Air volume dampers</li> <li>• Tunnel control switch</li> <li>• Main air velocity</li> <li>• Conveyor switch</li> </ul>
<b>Safety features</b>	<ul style="list-style-type: none"> <li>• Motor overload protection</li> <li>• Emergency stops switches</li> <li>• High temperature limit switch</li> </ul>
<b>Accessories</b>	<ul style="list-style-type: none"> <li>• Side air cascade plates with volume control</li> <li>• "Poly kit" for use with LDPE</li> <li>• Composite link conveyor belt</li> <li>• Package guides</li> <li>• Live/dead roller conveyor</li> <li>• Casters</li> <li>• End viewing windows</li> </ul>

\*Optional voltages, amperages and KVA specifications can be supplied upon request.

U.S. Patent No. 3,312,811. Specifications on all machines subject to change without notice. Some photos may show accessories not part of the basic machine.

## STAINLESS STEEL MODELS AVAILABLE

## Sealed Air

Shrink Packaging Division  
100 Westford Road  
Ayer, Massachusetts 01432  
978-772-3200 Fax: 978-772-5660  
www.shanklincorp.com

**Our Products Protect Your Products®**

**Distributed by:**

Corporate Offices: Sealed Air Corporation  
Park 80 East, Saddle Brook, NJ 07663 www.sealedair.com

© Reg. U.S. Pat. Off. © Sealed Air Corporation 07/2004. Shanklin and the Shanklin logo are registered trademarks of the Shanklin Corporation. All Rights Reserved. Printed in the U.S.A.

 **Sealed Air**

**Shanklin**<sup>®</sup>

Shrink Packaging Machinery

## **Shanklin** FloWrap

### Form-Fill-Seal Wrappers

Five Top Performers Expertly Designed and Built to Take On a Wide Range of Wrapping Challenges



# Shanklin FloWrap Form-Fill-Seal Wrapper Model Specifications

	Model F-1	Model F-3	Model F-4	Model F-5	Model F-7
<b>Package size</b>	Min: 1/2" W x 1/8" H x 4" L Max*: 16" W x 6" H x 48" L Optional 8" height	Min: 1 1/2" W x 1/8" H x 4" L Max*: 16" W x 6" H x 48" L Optional 8" height	Min: 1 1/2" W x 1/8" H x 3" L Max*: 16" W x 6" H x 48" L Optional 8" height	Min: 1/2" W x 1/8" H x 3" L Max*: 16" W x 6" H x 48" L Optional 8" height	Min: 4" W x 1/8" H x 4" L Max*: 26" W x 10" H x 48" L
<b>Max. film width</b>	22" folded or 44" flat**	44" flat		22" folded or 44" flat**	32" folded or 60" flat**
<b>Conveyor height</b>	35 1/2" - 41 1/2" without casters 41 1/2" - 47 1/2" with casters				
<b>Package speeds***</b>	50 packages/min. maximum		75 packages/min. maximum		50 packages/min. maximum
<b>Film speeds</b>	60 linear ft/min. maximum		90 linear ft/min. maximum		
<b>Longitudinal seal</b>	Weld bead at side of package	Static lap seal on underside of package		Weld bead at side of package	
<b>Transverse seal</b>	SmartWire or hot knife jaws standard. Polyethylene jaws available.				Hot knife jaws
<b>Main drive</b>	1/2 HP DC motor with variable speed control		3/4 HP DC motor with variable speed control		1 HP DC motor with variable speed control
<b>Power</b>	230 Volts, 20 Amps, 60 Hz, 1 phase				
<b>Compressed air</b>	1/2 C.F.M. free air at 60 psi				1/2 C.F.M. free air at 70 psi
<b>Safety devices</b>	<ul style="list-style-type: none"> <li>Emergency stop button instantly stops all machine functions until manually reset</li> <li>Air cylinder safety opens end seal jaws</li> <li>Low voltage sensors and actuators</li> </ul>		<ul style="list-style-type: none"> <li>Multiple safety interlocks</li> <li>Torque limiters on main drive and infeed conveyor</li> <li>Tamper-resistant controls</li> </ul>		

\*Width + height combination cannot exceed maximum film width.

\*\*Centerfolder required for flat film.

\*\*\*Dependent on product and application

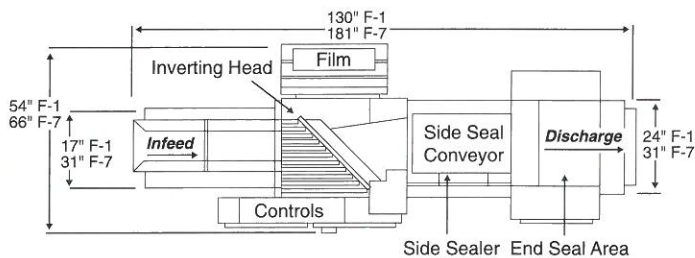
U.S. Patent Nos. R30,010; 4,219,988, 4,419,855, 4,537,016, 5,097,939, 5,131,213, 5,321,230 and pending.

Specifications on all machines subject to change without notice.

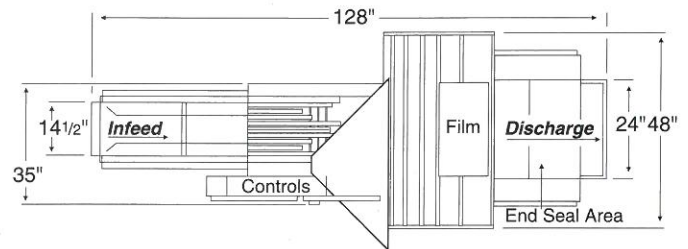
Some photos may show accessories not part of the basic machine.

**USDA APPROVED MODELS AVAILABLE**

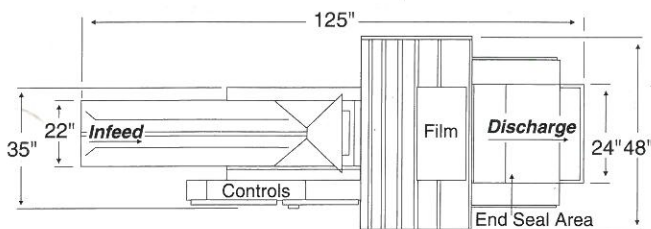
## F-1/F-7 Plan View



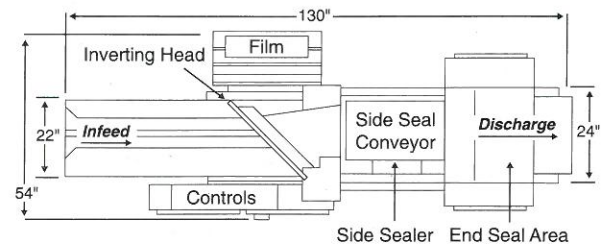
## F-3 Plan View



## F-4 Plan View



## F-5 Plan View




**See the next page for dozens of available options for creating a truly customized wrapping solution**


# Shanklin FloWrap Options at a Glance

## Infeed Options

By selecting just the right combination of options, you can customize your Shanklin FloWrap machine for the ultimate performance, efficiency and value!



Harmonic Overhead Infeed



Multipacking Infeed



Harmonic Side Belt Infeed



Adjustable Flight Bar Infeed

Options	F-1	F-3	F-4	F-5	F-7
Adjustable Inverting Head	X			X	X
Additional Film Forming Heads		X	X		
Light Stack Status Indicator	X	X	X	X	X
Harmonic Overhead Infeed			X	X	
Harmonic Side Belt Infeed			X	X	
Multipacking Infeed	X	X			
Right Angle Infeed (L or R)			X	X	
Extended Infeed			X	X	
Automatic Product Placement Infeed Conveyor			X	X	
Flight Bar Infeed			X	X	
Cluster Lubrication	X	X	X	X	X
Centerfolder	X			X	
Centerfolder—Dual Roll	X			X	X
Remote Start/Stop Station	X	X	X	X	X
Vertical End Seal Jaws		X	X		
Hot Air Side Seal	X			X	X
Band Side Sealer	X			X	X
Thermal Lap Seal		X	X		
Hopper Feed Multi-Adjustable			X	X	
Film Run Out Detector	X	X	X	X	X
No Product Detector			X	X	
Special Product Guides	X	X	X	X	X
Large Capacity Selvage Scrap Systems	X			X	X
Unwind—Dual Film Roll		X	X		
Quick Change Flight Lugs			X	X	
Print Registration	X	X	X	X	X
High Package Modification—Up to 8"	X	X	X	X	
Short Package Transfer	X	X	X	X	